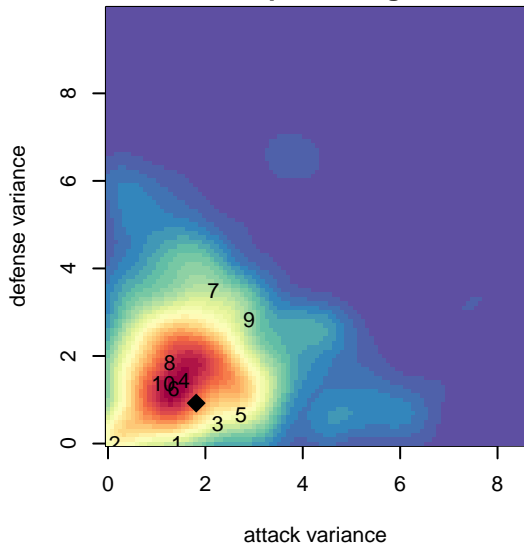
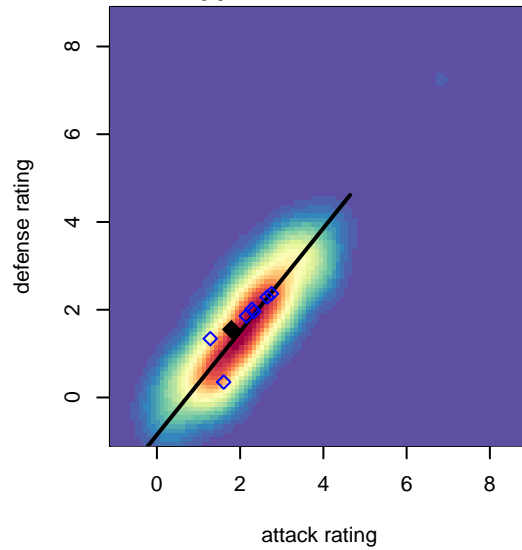




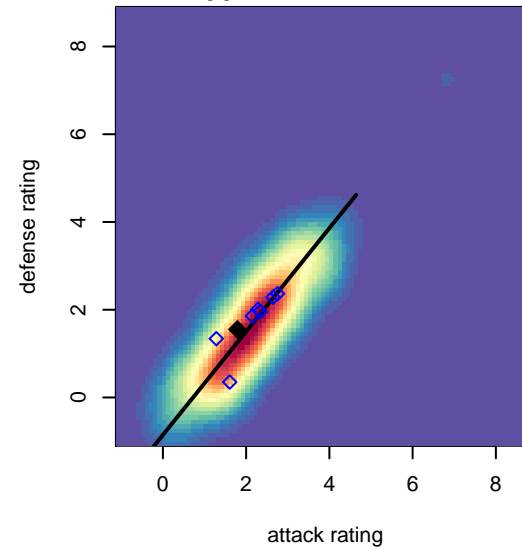
**attack and defense variance (black dot)  
relative to other teams  
and top 10 in region**



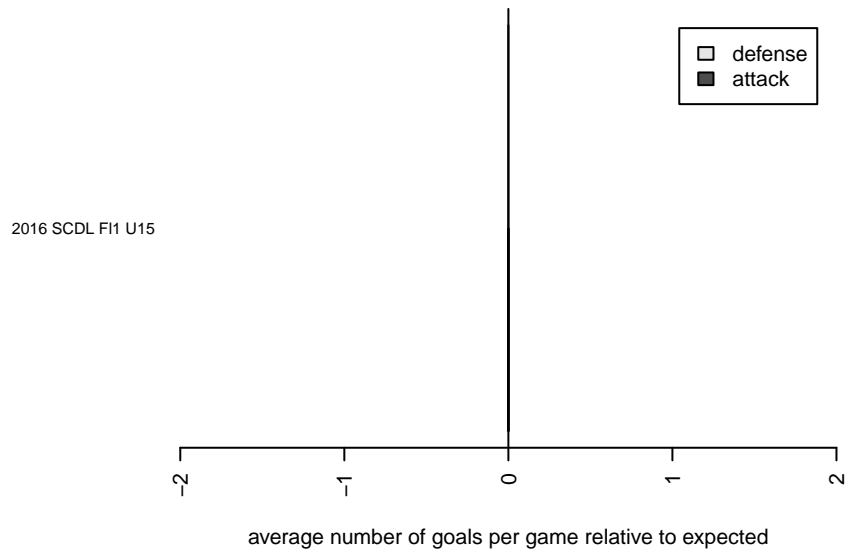
**attack and defense rating  
relative to others at age  
and all opponents in last 13 months**



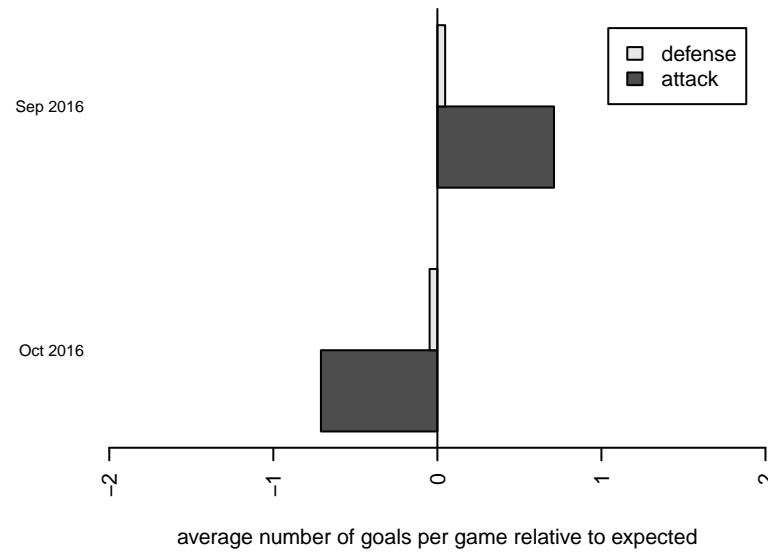
**attack and defense rating  
relative to others at age  
and all opponents in last 13 months**



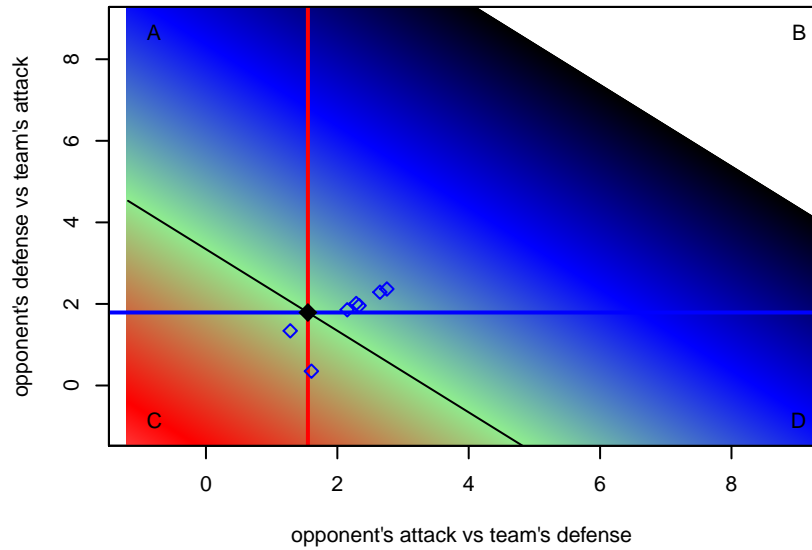
**Performance relative to 13 month average**



**Performance relative to 13 month average**



Distribution of opponents  
 Red = Lose zone, Blue = Win zone, Green = Even  
 Black line separates win/lose zones



lot. A=Neither has attack advantage, B=Opponent has both attack and defense advantage, C=Opponent has both attack and defense disadvantage, D=Both have

<b>date</b>	<b>home</b>		<b>away</b>		<b>venue</b>	<b>pred.home</b>	<b>pred.away</b>
2016-10-23	Pateadores Riverside Blue B02	2	CZ Elite Cherif B02	3	2016 SCDL FI1 U15	4.43	0.98
2016-10-16	TFA FC Los Angeles B02	1	Pateadores Riverside Blue B02	0	2016 SCDL FI1 U15	1.82	1.02
2016-10-09	Pateadores Riverside Blue B02	0	Freedom FC Blue B02	2	2016 SCDL FI1 U15	0.64	2.99
2016-10-08	Pacific Coast SC Blue B02	0	Pateadores Riverside Blue B02	2	2016 SCDL FI1 U15	0.74	1.62
2016-10-02	Pateadores Riverside Blue B02	1	Pateadores Riverside B02	3	2016 SCDL FI1 U15	0.85	2.22
2016-09-25	CZ Elite Cherif B02	0	Pateadores Riverside Blue B02	7	2016 SCDL FI1 U15	0.98	4.43
2016-09-24	Pateadores Riverside Blue B02	1	Freedom FC Green B02	2	2016 SCDL FI1 U15	0.82	2.09
2016-09-18	CZ Elite B02	4	Pateadores Riverside Blue B02	0	2016 SCDL FI1 U15	3.35	0.54
2016-09-17	Pateadores Riverside Blue B02	1	TFA FC Los Angeles B02	2	2016 SCDL FI1 U15	1.02	1.82
2016-09-11	Freedom FC Blue B02	3	Pateadores Riverside Blue B02	2	2016 SCDL FI1 U15	2.99	0.64